



## More mounting options - less maintenance

The unique mono-block design is a result of years of engineering refinement and field experience. Two moving parts simplifies the hammer operation and reduces the chance of downtime. The advanced hydraulic circuit provides increased flow to the valve and piston, resulting in faster cycle times, increased tool penetration and more productivity per hour than on previous models. There are no Through-bolts to constantly torque or replace and the front wear bushing is easily replaced so your hammer is always in perfect working condition. The wider oil flow range is an example of the hammer's superior design, allowing for faster striking speeds and the ability to be used on a wider range of carriers. The nitrogen charged backhead increases the impact energy maximizing hammer production.




In the rare event that maintenance is needed, the Fx Series has been designed with replaceable cylinder liners saving maintenance cost and downtime.

Due to a small footprint, these breakers are ideal for use in tight work envelopes, sidewalk, driveway removal or any other demolition task. The Fx15, Fx25 and Fx35 are available for use on mini-excavators, compact utility loaders and skid steer loaders. The Fx35 Qt is for use in environments where excessive noise levels are a consideration. Mounting options are endless and can accommodate any carrier, or a combination of carriers or specific application.

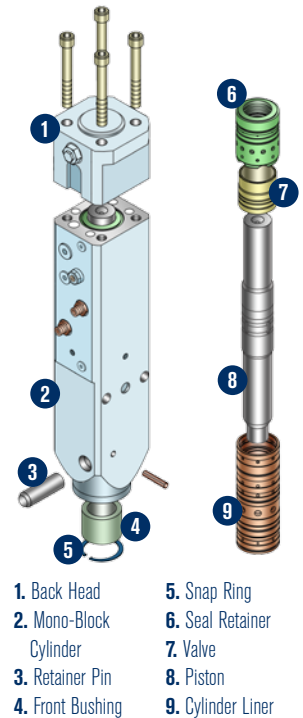
### Features and Benefits:

- Mono-block design with only two moving parts reduces maintenance
- No Through-bolts to maintain
- No Diaphragm to replace
- Replaceable front wear bushing keeps tools in peak performance
- Wide oil flow range for fast, hard-hitting performance and more carrier options
- A variety of mounting options that can accommodate any carrier or application
- Accommodates a wide variety of working steels

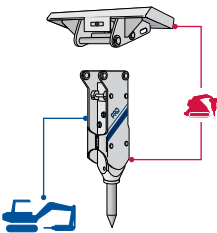


IMPACT ENERGY CLASS	Fx15 - 150 ft lb	Fx25 - 275 ft lb	Fx35 - 375 ft lb
Energy/min increase over previous F-Series	same	26%	14%
<b>Weight in lbs. (kg)*</b>			
FB configuration	130 (59)	181.5 (82.33)	278 (126)
SS configuration	n/a	n/a	549 (247)
FSP configuration**	n/a	n/a	460 (209)
Qt configuration**	n/a	n/a	470 (213)
<b>Length in inches (mm)*</b>			
FB configuration	36.63 (930)	43.5 (1106)	49.38 (1254)
SS configuration	n/a	n/a	51 (1295)
FSP configuration**	n/a	n/a	50 (1270)
Qt configuration**	n/a	n/a	48.5 (1232)
<b>Working Steel***</b>			
Diameter in inches (mm)	1.42 (36)	1.77 (45)	2.05 (52)
Replaceable length measured from fronthead in inches (mm)	7 (175)	8.5 (215)	9 (225)
<b>General Specifications</b>			
Blows per minute (variable)	600 ~ 1500	600 ~ 1500	600 ~ 1300
Oil flow range gpm (lpm)	2.6 ~ 5.8 (10 ~ 22)	4.75 ~ 8.5 (18 ~ 32)	6 ~ 11 (24 ~ 42)
Operating pressure psi (MPa)	1450 ~ 2030 (10 ~ 14)	1450 ~ 2030 (10 ~ 14)	1740 ~ 2320 (12 ~ 16)
Qt configuration; 85 dB(A) @	n/a	n/a	7.5m
Recommended carrier range in U.S. tons	0.55 ~ 1.65	1.1 ~ 2.75	1.65 ~ 4.41
Carrier options			

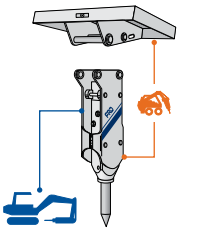
**Notes** \* Weights and lengths for all configurations include standard Working Steel (less mounting & Hose Whips)  
 \*\* Weights and lengths for FSP's & Qt's include a Universal Top Cap (less mounting & Hose Whips)  
 \*\*\* All working steels are interchangeable with the previous F-Series



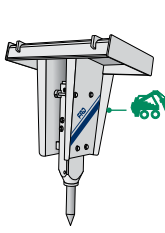
## MOUNTING OPTIONS



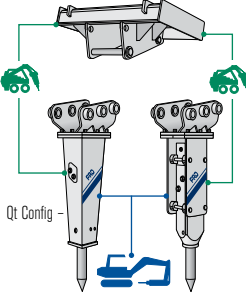
Breaker shown as "FB" with pin on Quick-Attach Bracket



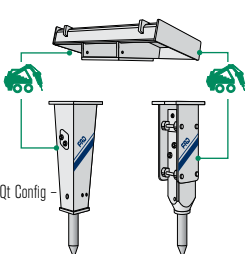
Breaker shown as "FB" with pin on Quick-Attach Bracket



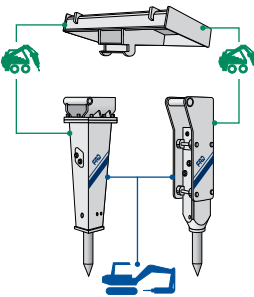
Breaker shown as "SS"



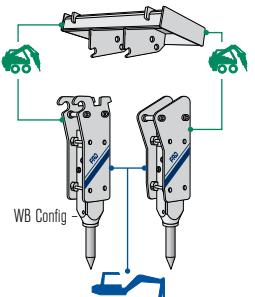
Breaker shown as "Qt" & "FSP" with 2-position pin on Quick-Attach Bracket



Breaker shown as "Qt" & "FSP" with bolt-on Quick-Attach Bracket



Breaker shown with "CP" options and adapting Quick-Attach Bracket



Breakers shown "WB" & "ME" with 2-position pin on Quick-Attach Bracket

## CARRIER OPTIONS



[www.kentdemolition.com](http://www.kentdemolition.com)

**CORPORATE HEADQUARTERS**  
 711 Lake Street Kent, OH 44240  
**Ph:** 330-673-5826  
**Fax:** 330-677-1616  
**Toll Free:** 1-800-527-2282

**SOUTHEAST SALES AND SERVICE FACILITY**  
 155 Dexter Road  
 Spartanburg, SC 29303  
**Ph:** 864-541-0125